

vtech[®]
Baby

User's Manual

Captain Bear's Bathtime



© 2014 VTech
Printed in China
91-002903-000 

VTech understands that a child's needs and abilities change as they grow and with that in mind we develop our toys to teach and entertain at just the right level...

vtech Baby

Toys that will stimulate their interest in different textures, sounds and colours

I am...

...responding to colours, sounds and textures

...understanding cause and effect

...learning to touch, reach, grasp, sit-up, crawl and toddle

Birth-36 months



Pre-School

Interactive toys to develop their imagination and encourage language development

I want...

...to get ready for school by starting to learn the alphabet and counting

...my learning to be as fun, easy and exciting as can be

...to show my creativity with drawing and music so my whole brain develops

3-6 years



Electronic Learning Computers

Cool, aspirational and inspiring computers for curriculum related learning

I need...

...challenging activities that can keep pace with my growing mind

...intelligent technology that adapts to my level of learning

...National Curriculum based content to support what I'm learning at school

4-10 years




To learn more about this and other VTech® products, visit www.vtechuk.com

INTRODUCTION

Thank you for purchasing the **VTech® Captain Bear's Bathtime** learning toy!

Set sail in the bath with the **VTech® Captain Bear's Bathtime!** This cute little boat featuring Captain Bear will entertain your little one with playful phrases, fun sounds, sing-along songs and lovely melodies. You can also turn the flag at the back of the boat and spin the wheel round and round!



INCLUDED IN THIS PACKAGE

- One VTech® Captain Bear's Bathtime learning toy
- One User's Manual

WARNING:

All packing materials, such as tape, plastic sheets, packaging locks and tags are not part of this toy, and should be discarded for your child's safety.

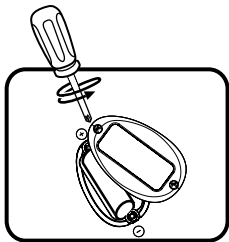
NOTE:

Please keep this instruction manual as it contains important information.

INSTRUCTIONS

BATTERY INSTALLATION

1. Make sure the unit is turned **OFF**.
2. Locate the battery cover on the back of the unit. Use a screwdriver to loosen the screws.
3. Install 1 new AA (AM-3/LR6) battery following the diagram inside the battery box. (The use of A new alkaline battery is recommended for maximum performance.)
4. Replace the battery cover and tighten the screws to secure.
5. The toy is to be operated in water only when fully assembled in accordance with the instructions.



BATTERY NOTICE

- Use new alkaline batteries for maximum performance.
- Use only batteries of the same or equivalent type as recommended.
- Do not mix different types of batteries: alkaline, standard (carbon-zinc) or rechargeable (Ni-Cd, Ni-MH), or new and used batteries.
- Do not use damaged batteries.
- Insert batteries with the correct polarity.
- Do not short-circuit the battery terminals.
- Remove exhausted batteries from the toy.
- Remove batteries during long periods of non-use.
- Do not dispose of batteries in fire.
- Do not charge non-rechargeable batteries.
- Remove rechargeable batteries from the toy before charging (if removable).
- Rechargeable batteries are only to be charged under adult supervision.

Disposal of batteries and product



The crossed-out wheellie bin symbols on products and batteries, or on their respective packaging, indicates they must not be disposed of in domestic waste as they contain substances that can be damaging to the environment and human health.



The chemical symbols Hg, Cd or Pb, where marked, indicate that the battery contains more than the specified value of mercury (Hg), cadmium (Cd) or lead (Pb) set out in Battery Directive (2006/66/EC).

The solid bar indicates that the product was placed on the market after 13th August, 2005.

Help protect the environment by disposing of your product or batteries responsibly.

For more information, please visit:

www.recycle-more.co.uk

www.recyclenow.com

PRODUCT FEATURES

1. ON/OFF PRESS BUTTON

To turn the unit **ON**, press the **ON/OFF** button (⏻). To turn the unit **OFF**, press the **ON/OFF** (⏻) a second time.




2. AUTOMATIC SHUT-OFF

To preserve battery life, the **VTech® Captain Bear's Bathtime** will power-down after approximately 40 seconds without input. The unit can be turned on again by pressing the on/off button.

ACTIVITIES

1. Press the **on/off press button** to turn the unit on. You will hear a sound, sing-along song and a fun phrase. The light will flash with the sounds.
2. Press the **music button** to hear the sing-along songs and melodies. The light will flash with the sounds.
3. Insert or remove **Captain Bear** to hear sounds, fun phrases and melodies.



SING-ALONG LYRICS

SONG 1

1-2-3, let's head out to the sea!

3-2-1, get ready for ocean fun!

SONG 2

Hop aboard, the captain's waiting.

Pull up the anchor and hold on tight, we are ready to go!

MELODY LIST

1. Row, Row, Row Your Boat
2. Sailing, Sailing

CARE & MAINTENANCE

1. Keep the unit clean by wiping it with a slightly damp cloth.
2. Keep the unit out of direct sunlight and away from any direct heat source.
3. Remove the batteries when the unit will not be in use for an extended period of time.
4. Do not drop the unit on hard surfaces.

TROUBLESHOOTING

If for some reason the program/activity stops working, please follow these steps:

1. Please turn the unit **OFF**.
2. Interrupt the power supply by removing the batteries.
3. Let the unit stand for a few minutes, then replace the batteries.

4. Turn the unit **ON**. The unit should now be ready to play again.
5. If the product still does not work, replace with an entire set of new batteries.

If the problem persists, please call our Consumer Services Department on 01235 546810 (from UK) or +44 1235 546810 (outside UK) and a service representative will be happy to help you.

IMPORTANT NOTE:

Creating and developing **VTech®** products is accompanied by a responsibility that we take very seriously. We make every effort to ensure the accuracy of the information, which forms the value of our products. However, errors sometimes can occur. It is important for you to know that we stand behind our products and encourage you to call our Consumer Services Department on 01235 546810 (from UK) or +44 1235 546810 (outside UK), with any problems and/or suggestions that you might have. A service representative will be happy to help you.



**CLASS 1
LED PRODUCT**



vtech®

PRODUCT WARRANTY



Thank you for choosing this quality product from VTech. We hope it will bring many hours of entertainment, imaginative play and learning.

1. The product detailed above is covered by a one year warranty from the date of purchase, against any defects in materials or workmanship.
2. The product may be returned to the place of purchase. Alternatively the product can be returned to VTech Electronics Europe plc (see address below), with proof of purchase, without proof of purchase no replacement will be provided.
3. VTech Electronics Europe plc will examine the product and if it is found to be defective due to faulty materials or workmanship, will replace the product at their discretion.
4. If the product covered by this warranty is damaged due to misuse, modification or unauthorised repair, or because of faulty batteries, battery discharge or incorrect electrical connections, then this warranty becomes void.
5. This warranty is personal to the original purchaser and is not transferable.
6. Breakages to the LCD screen are not covered by the warranty.
7. Returns to VTech Electronics Europe plc should include a cheque or postal order for £1.50 towards the cost of return postage and packaging.
8. Products returned to VTech Electronics Europe plc, should be addressed as follows and packed carefully to avoid damage in transit (Please do not include batteries or adaptor).
Please include details of the fault together with your name and address.

VTech Electronics Europe plc, c/o Tablogix Limited, 200 Milton Park, Abingdon, Oxon OX14 4TA

THIS WARRANTY IS OFFERED AS AN EXTRA BENEFIT AND DOES NOT AFFECT CONSUMERS' STATUTORY RIGHTS.

This warranty is valid for the UK and Eire only. For products purchased outside the UK and Eire, please contact your local distributor or place of purchase.

